

Europe/U.S. Universe - S&P European Leveraged Loan Index & S&P/LSTA Loan Index

10 Largest Issuers Based Upon Current Par Outstanding (€ & \$)

First Data Corp
 Georgia-Pacific Corp
 HCA Inc
 Ineos Group Ltd
 NTL Inc
 TDC A/S
 Tribune Co
 TXU Corp
 Univision Communications Inc
 Wind Telecomunicazioni S.p.A.

10 Largest Industries Based Upon Current Par Outstanding (€ & \$)

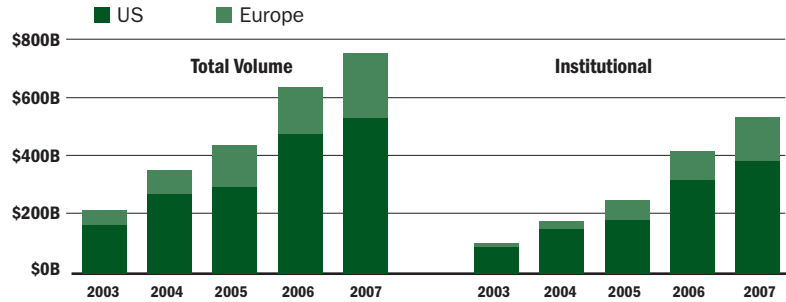
Healthcare9.56%
 Cable television8.52%
 Publishing7.98%
 Business equipment & services . . .7.69%
 Telecommunications7.13%
 Automotive5.16%
 Chemical/Plastics5.01%
 Retailers (other than food/drug) . .4.39%
 Utilities4.31%
 Financial intermediaries4.26%

Rating Diversification (€ & \$)

BBB-2.25%
 BB+5.82%
 BB12.74%
 BB-22.55%
 B+21.50%
 B16.21%
 B-4.23%
 Other2.99%
 NR11.70%

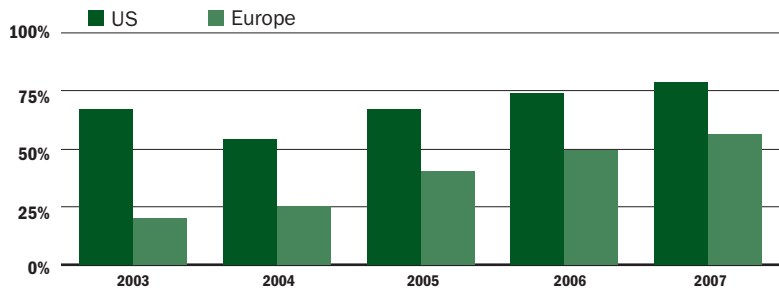
For more information about LCD products, contact Anna Cini at +44 20 7176 3997 or by email at anna_cini@standardandpoors.com or Ruth Yang at +1-212-438-2722 or by email at ruth_yang@standardandpoors.com

Leveraged Loan Volume



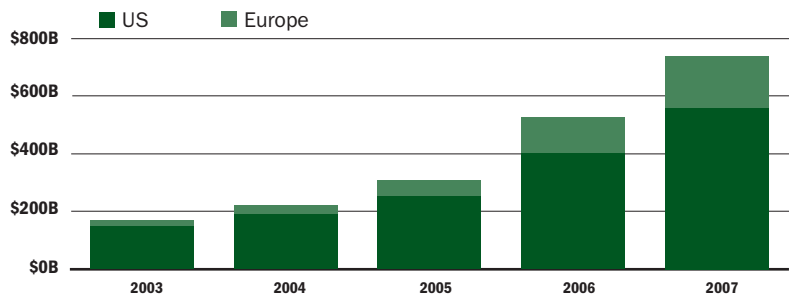
Source: Standard & Poor's LCD

Institutional Investors' Share of the Primary Market



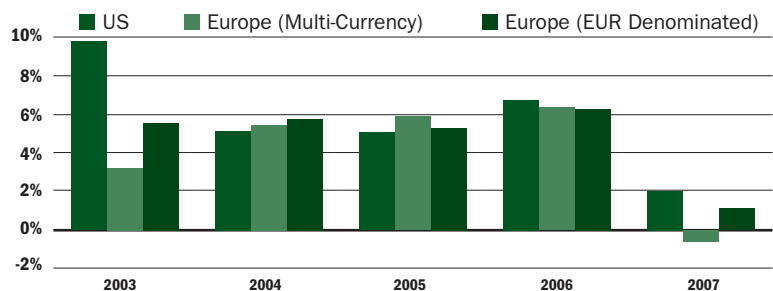
Source: Standard & Poor's LCD

Year-End Institutional Par Amount Outstanding



Source: S&P European Leveraged Loan Index & S&P/LSTA Loan Index

Total Return



Source: S&P European Leveraged Loan Index & S&P/LSTA Loan Index